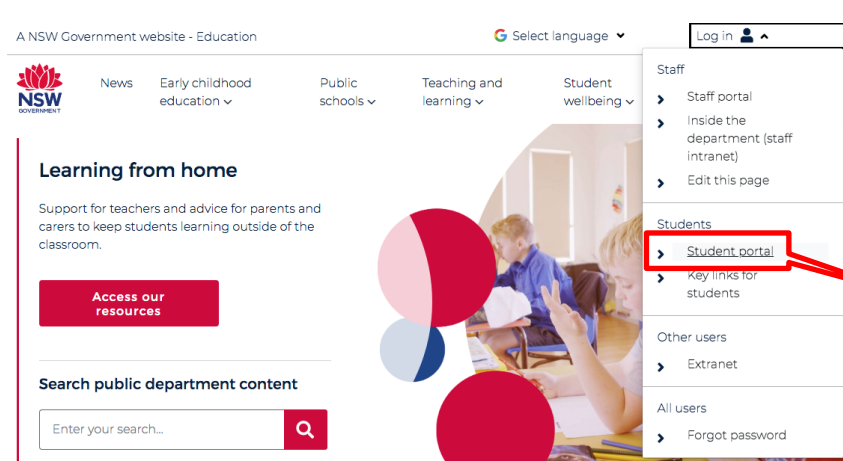


# Quick Reference Guide- Login to NSW DoE Student Portal & Google Classroom

Instructions to login into NSW DoE Student Portal.



NSW DoE portal or type into the URL bar -  
<https://education.nsw.gov.au/>.



Top right hand corner click on **Log in**.  
Select **Student Portal** from the menu.

## Login with your DoE account

User ID

  
Example: jane.citizen1

Password

Log in

[Forgot your password?](#)

Enter your user ID e.g.  
*jane.citizen1*

Enter your password and press **Log in**.

# Student Portal Dashboard

NSW Department of Education  
Student Portal

Home  
Email  
Oliver Library  
Help  
Notifications  
Change password  
Secret Questions  
Change Colours  
Sign Out  
Feedback

Search  
Google  
Enter your search words here... Search

Calendar

My bookmarks  
List name  
Name your custom bookmarks list here...  
Create new list

Learning  
Premier's Reading Challenge  
eSafety Kids  
G Suite (Google Apps for Education)  
Show more

Games  
ABC's The Playground  
BBC - Games

Students can access their Email, Oliver Library, PRC, Games and the G Suite.

Learning Hide

Premier's Reading Challenge  
eSafety Kids  
G Suite (Google Apps for Education)  
Show more

From the Learning Section choose *G Suite*.

NSW Education  
G Suite for Education

Create & Collaborate Organise Investigate

Drive  
Store, create and share digital files

Calendar  
Organise your time

News  
Stay informed and research local, national and global events

Classroom  
Connect with your class online

Contacts  
Develop distribution lists to connect with people

Books  
Research, read on-line and write book reviews

Docs  
Create & share documents

Forms  
Create online forms to collect and organise information

Earth  
Find and Investigate your world

Sheets  
Create & share spreadsheets

Keep  
Create notes, voice notes, lists and reminders that can be shared.

My Maps  
Present geographical information to the world

Slides  
Create & share presentations

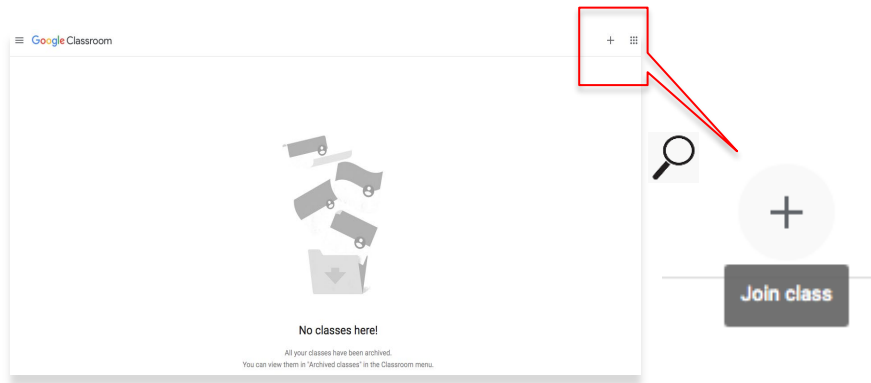
Gmail  
Communicate with anyone by email

Translate  
Understand languages through translation

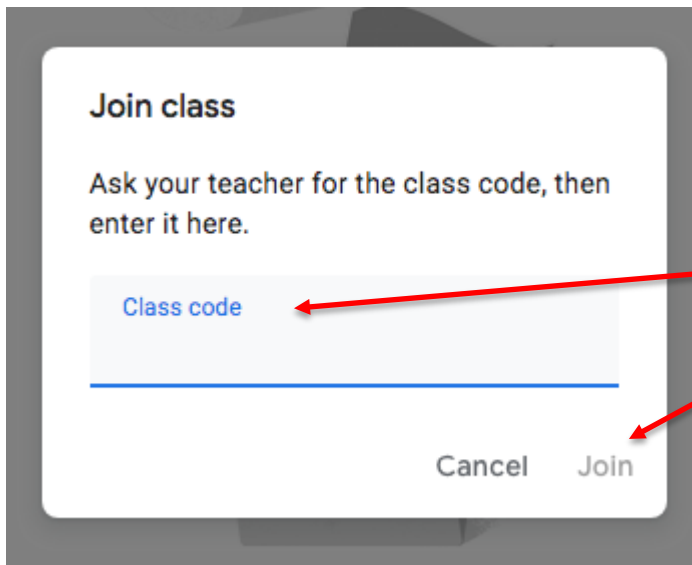
Select **Classroom**

The first time you use the Google Classroom it will look like this.

Note -  
If you have used Google Classroom before they will appear here too.



On the top right hand side, click on the + symbol.



Enter the *Class Code* provided by the teacher. Click *Join*.